

ECSE 425 - Tutorial 4

Hazards

Hazards

- Structural hazards: multiple stages can't run at the same time because they share a resource
- Data hazards: adjacent instructions use results not yet produced/saved
- Branch hazards: you need to jump in the instruction flow but only figure out some number of cycles later

Hazards

- Structural hazards: multiple stages can't run at the same time because they share a resource

CC#	1	2	3	4	5	6	7	8
i1	IF	ID	EX	MEM	WB			
	...							
i3			IF	ID	EX	MEM	WB	
i4				stall	IF			

MEM : retrieve/store data from/to **memory**

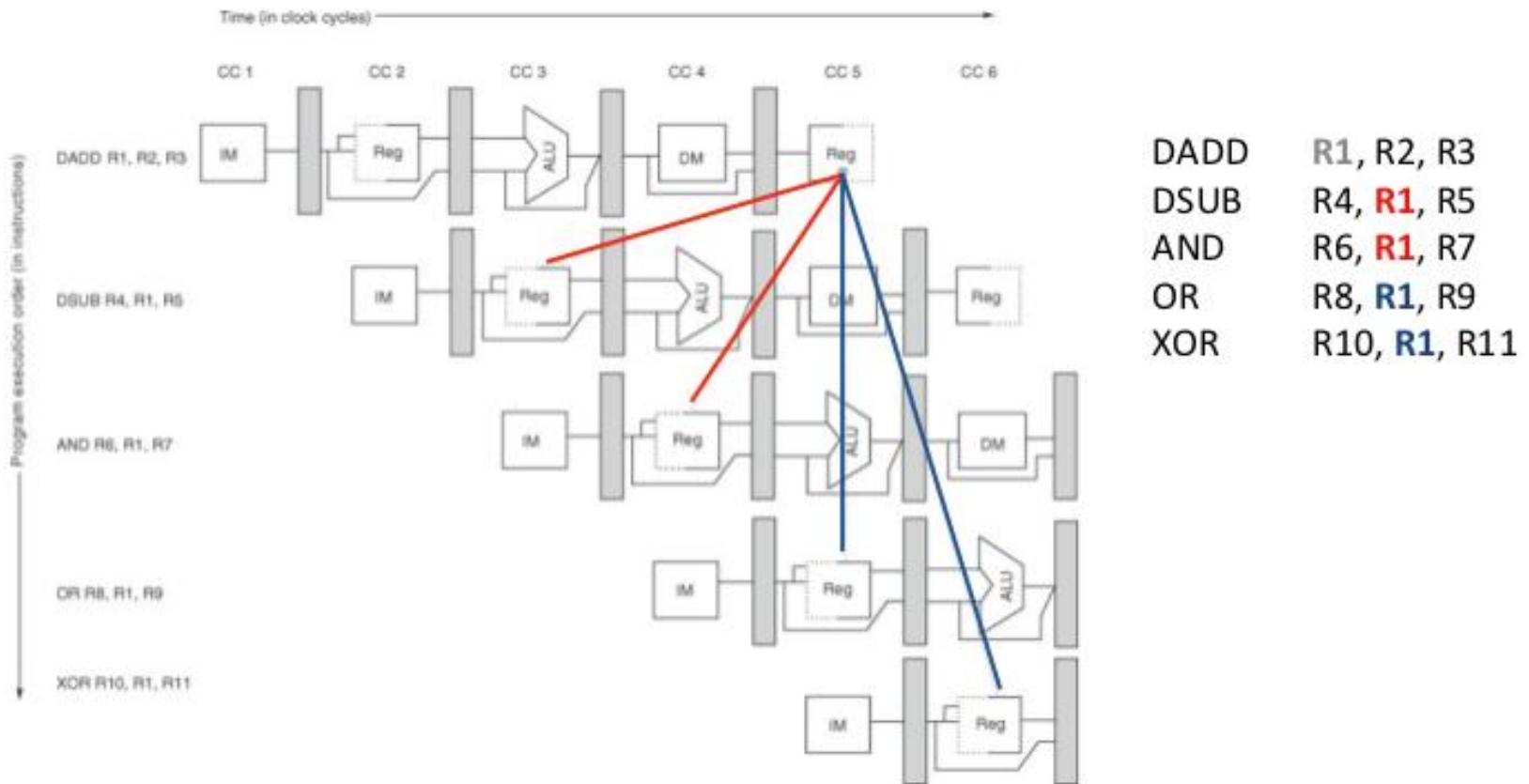
IF : retrieve instruction from **memory**

Requires a memory capable of two accesses per clock cycle -> expensive!

Solution? Two separate memories

Hazards

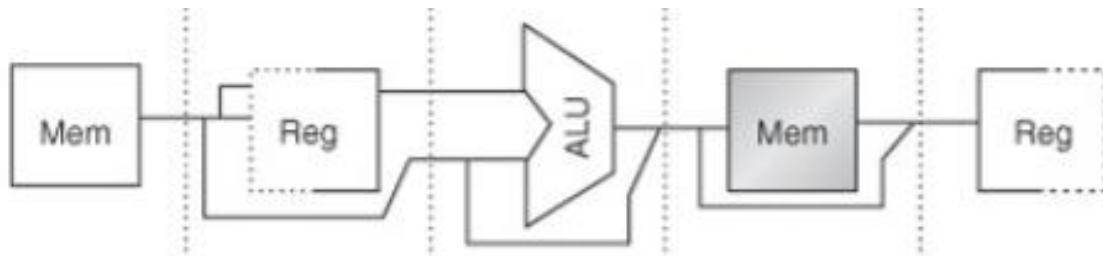
- Data hazards: adjacent instructions use results not yet produced/saved



Classic 5-stage Pipeline

When is data actually produced or needed?

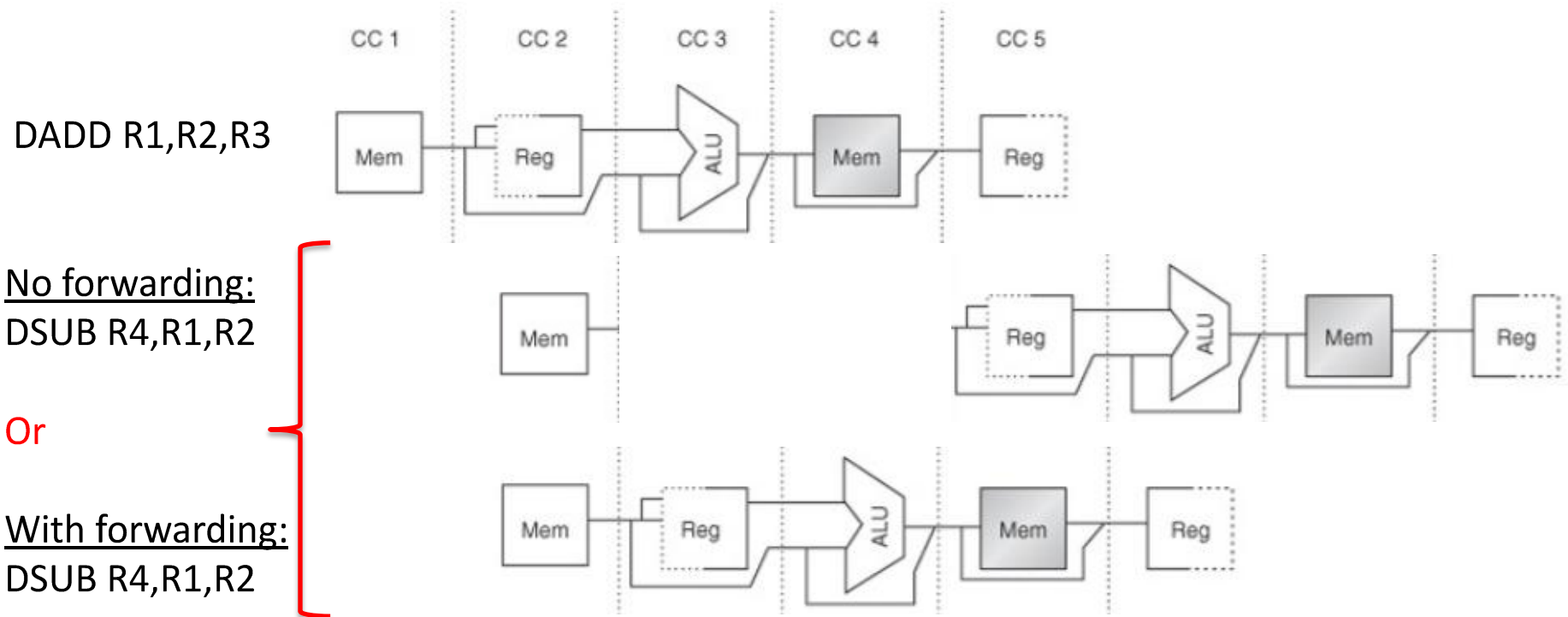
Instruction	Data needed	Data produced
Arithmetic/ Logical	Before the ALU stage e.g.: DADD R1, R2 , R3	After the ALU stage e.g.: DADD R1 , R2, R3
Load/ Store	Before the ALU stage e.g.: SD R1, 0(R2) e.g.: LD R1, 0(R2)	After the MEM stage e.g.: LD R1 , 0(R2)
Branch	Before the ID stage e.g.: BNEZ R1 , loop	N/A



Hazards

- Data hazards: adjacent instructions use results not yet produced/saved

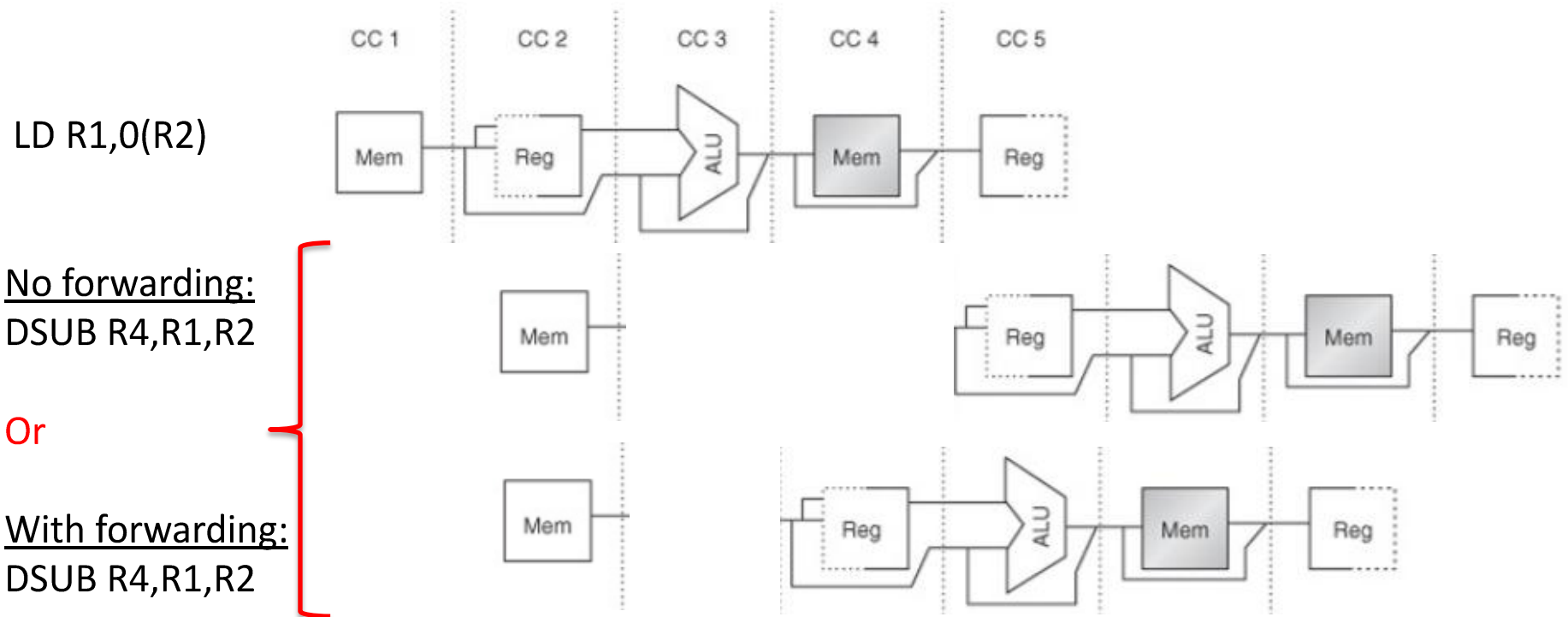
Solution? **Data forwarding!**



Hazards

- Data hazards: adjacent instructions use results not yet produced/saved

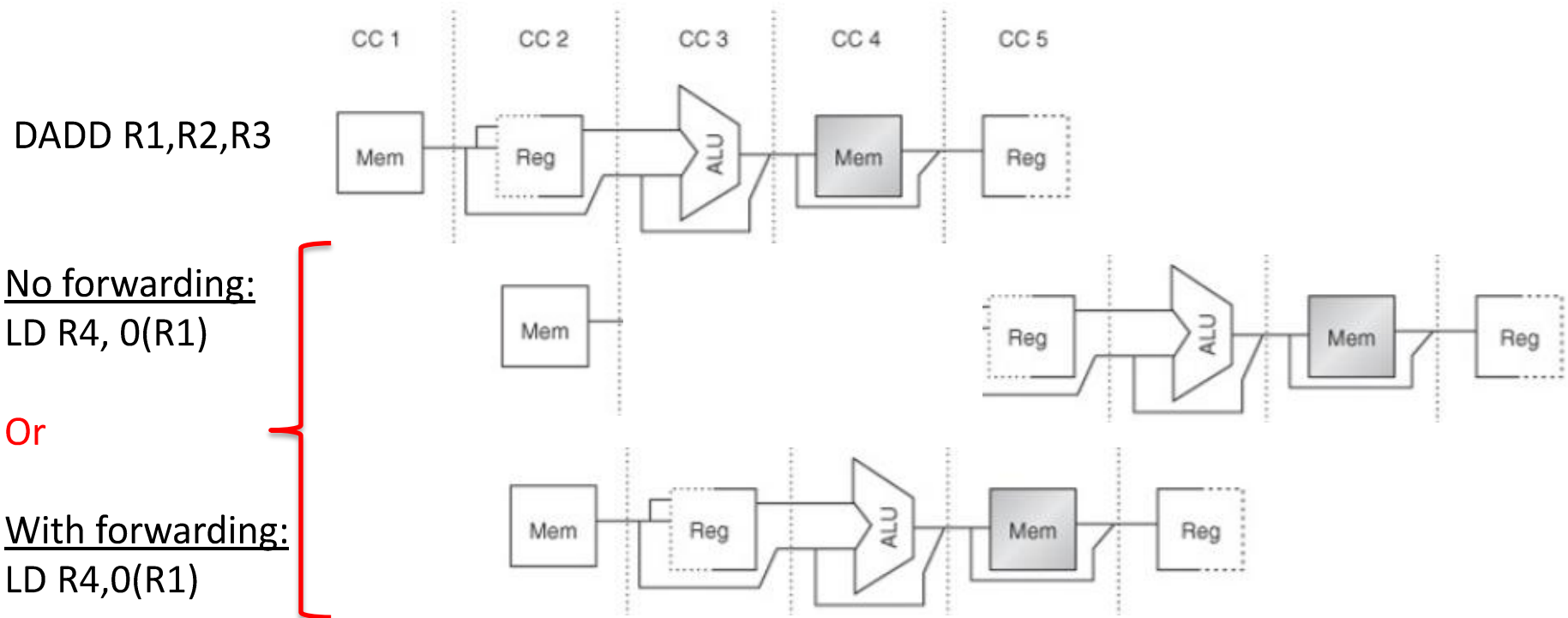
Solution? **Data forwarding!**



Hazards

- Data hazards: adjacent instructions use results not yet produced/saved

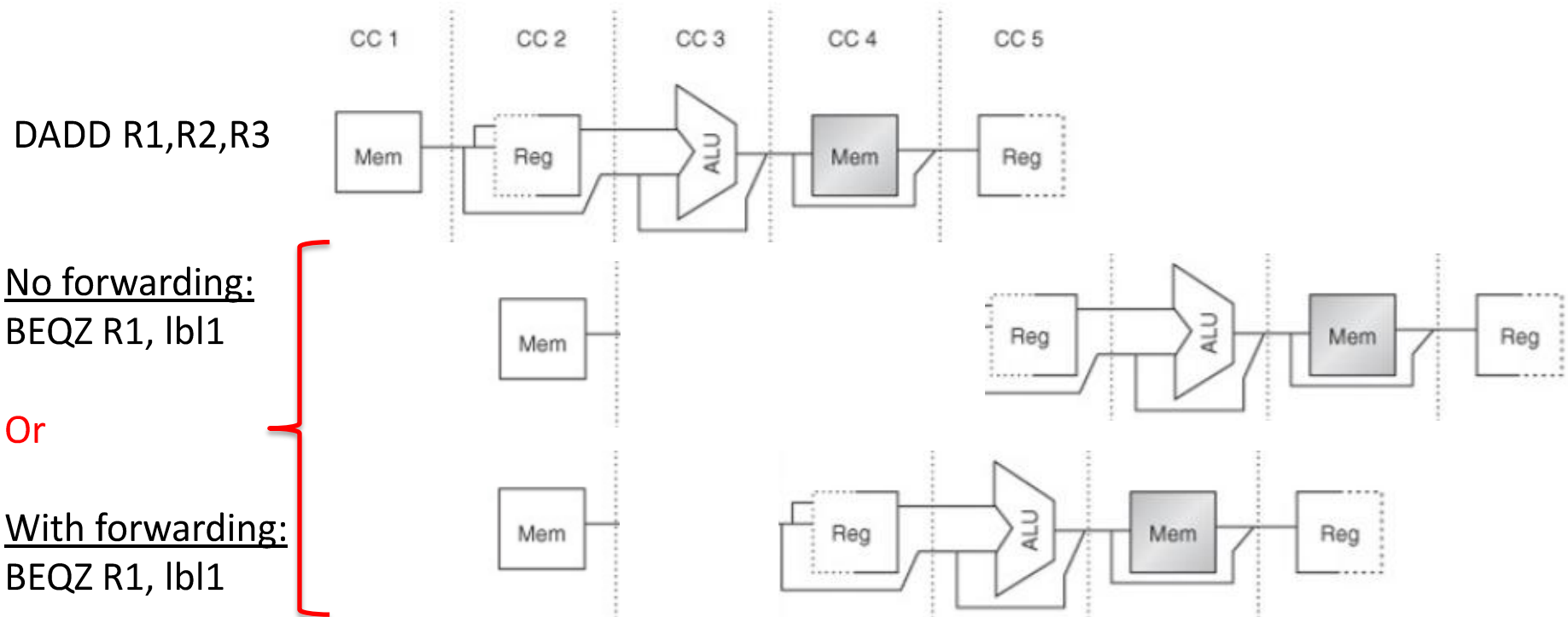
Solution? **Data forwarding!**



Hazards

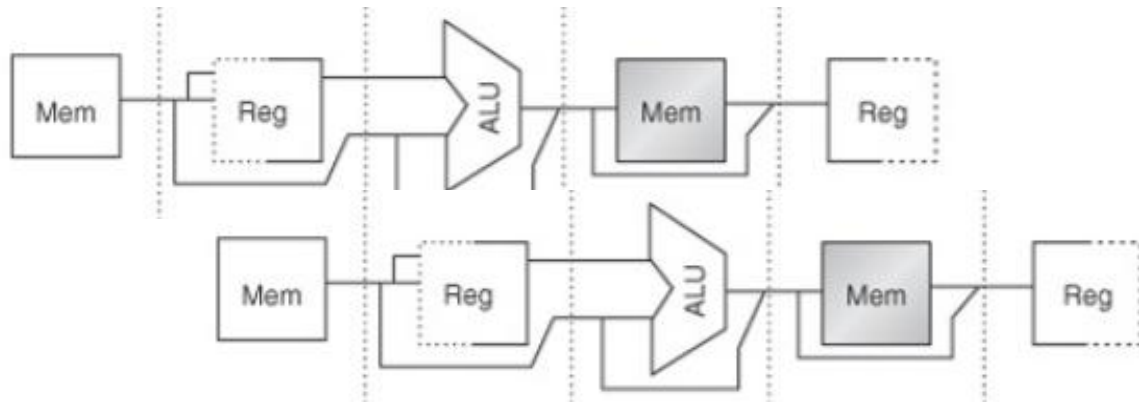
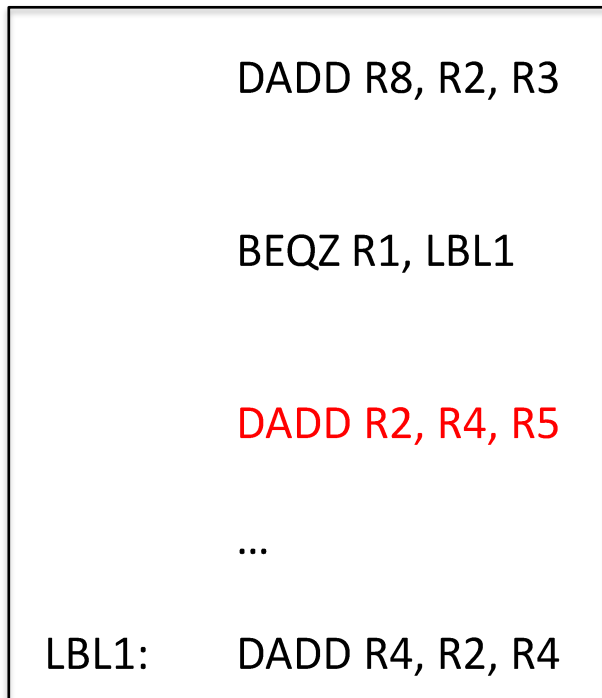
- Data hazards: adjacent instructions use results not yet produced/saved

Solution? **Data forwarding!**



Hazards

- Branch hazards: you need to jump in the instruction flow but only figure out some number of cycles later



Problem! 1 cycle stall required

Branch strategies

- Consider this code:

```
DADD  R8 , R2 , R3
```

```
BEQ   R2 , R4 , L1
```

```
DADD  R2 , R4 , R5
```

```
...
```

```
L1 :  DADD  R4 , R2 , R4
```

DADD R2,R4,R5 should only be executed if the branch is not taken

How do we deal with this?

- Freeze/flush the pipeline -- Figure A.11
- Predicted-not-taken scheme – Figure A.12
- Predicted-taken scheme
- Branch delay slot – Figure A.13

Branch strategies – Freeze pipeline

In both cases, we incur a 1-cycle penalty on a branch instruction

- Branch taken

cc		1	2	3	4	5	6	7	8
	DADD R8 , R2 , R3	IF	ID	EX	ME	WB			
	BEQ R2 , R4 , L1		IF	ID	EX	ME	WB		
	DADD R2 , R4 , R5			IF	<i>ignored</i>				
L1:	DADD R4 , R2 , R4				IF	ID	EX	ME	WB

- Branch not taken

cc		1	2	3	4	5	6	7	8
	DADD R8 , R2 , R3	IF	ID	EX	ME	WB			
	BEQ R2 , R4 , L1		IF	ID	EX	ME	WB		
	DADD R2 , R4 , R5			IF	<i>ignored</i>				
	DADD R2 , R4 , R5				IF	ID	EX	ME	WB
	...								<i>restart</i>

Branch strategies – predict-not-taken

We incur a 1-cycle penalty only if the branch is taken

- Branch taken

cc		1	2	3	4	5	6	7	8
	DADD R8 , R2 , R3	IF	ID	EX	ME	WB			
	BEQ R2 , R4 , L1		IF	ID	EX	ME	WB		
	DADD R2 , R4 , R5			IF	<i>cancelled in pipeline</i>				
L1:	DADD R4 , R2 , R4				IF	ID	EX	ME	WB

- Branch not taken

cc		1	2	3	4	5	6	7	8
	DADD R8 , R2 , R3	IF	ID	EX	ME	WB			
	BEQ R2 , R4 , L1		IF	ID	EX	ME	WB		
	DADD R2 , R4 , R5			IF	ID	EX	ME	WB	
	DADD R2 , R4 , R5				IF	ID	EX	ME	WB
	...								

Branch strategies – branch delay slot

We have seen that the instruction that comes after a branch is *special*:

- It must only be executed if the branch is not taken.
- The problem is that we might only figure out one cycle too late, letting this instruction start executing in the pipeline even if we are taking the branch.
- Multiple schemes exist to solve this issue. What if we could do simpler?

Solution: make use of a **better compiler** which reorders instructions, putting an instruction in this *slot* that should execute regardless of the branch outcome.

Branch strategies – branch delay slot

If we find an appropriate instruction, no penalty!

- Branch taken

cc		1	2	3	4	5	6	7	8
	BEQ R2 , R4 , L1		IF	ID	EX	ME	WB		
	DADD R8 , R2 , R3			IF	ID	EX	ME	WB	
L1:	DADD R4 , R2 , R4				IF	ID	EX	ME	WB

- Branch not taken

cc		1	2	3	4	5	6	7	8
	BEQ R2 , R4 , L1		IF	ID	EX	ME	WB		
	DADD R8 , R2 , R3			IF	ID	EX	ME	WB	
	...								

Data Dependences

- True dependence (RAW)
- Anti-dependence (WAR)
- Output dependence (WAW)

```
DADD R3, R1, R2
LW   R1, 0(R3)
DADD R4, R1, R2
SW   R4, 0(R5)
MUL  R4, R1, R2
```


Data Dependences

- True dependence (RAW)
- **Anti-dependence (WAR)**
- Output dependence (WAW)

```
DADD R3, R1, R2
LW   R1, 0(R3)
DADD R4, R1, R2
SW   R4, 0(R5)
MUL  R4, R1, R2
```

Data Dependences

- True dependence (RAW)
- Anti-dependence (WAR)
- Output dependence (WAW)

```
DADD R3, R1, R2
LW   R1, 0(R3)
DADD R4, R1, R2
SW   R4, 0(R5)
MUL  R4, R1, R2
```

Hazard - Example

First *two* loop iterations:

CC	1	2	3	4	5	6	7	8	9	10	11	12	13	14
LD R1, 0 (R2)	IF	ID	EX	ME	WB									
DADDI R1, R1, #1		IF	IF	ID	EX	ME	WB							
SD R1, 0 (R2)			IF	IF	ID	EX	ME	WB						
DADDI R2, R2, #8					IF	ID	EX	ME	WB					
DSUB R4, R3, R2						IF	ID	EX	ME	WB				
BNEZ R4, loop							IF	IF	ID	ID	EX	ME	WB	
DADD R9, R9, R9									IF	(flush)				
LD R1, 0 (R2)										IF	ID	EX	ME	WB
DADDI R1, R1, #1											IF	IF	ID	EX
SD R1, 0 (R2)												IF	IF	ID
...														

← 9 cycles per iteration (ideal is 6) →

Important: when doing this kind of exercises, make sure that each stage is only active once for each clock cycle [each column of the table].

